
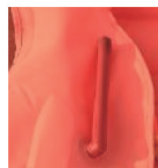


*Watch MOOC 10.3.1 and 10.3.2, and Accomplish the Following Tasks*


**Task 1** Look at the pictures below, and write down the correct names of the life-saving appliances in the blanks.





**Task 2** Look at the pictures below, and write down the correct names of the devices on different life-saving appliances in the blanks.









## While MOOC-ing



**Task 3** Decide whether the lifejackets or lifebuoys are stowed in these places.



**Task 4** Match the acts of wearing lifejackets and immersion suit on the left with the descriptions on the right.

	Descriptions
	A. Close the buckles.
	B. Put it on as you wear a pair of coveralls.
	C. Close the zipper.
	D. Pull free ends of the waist straps until the strap is snug around the waist.
	E. Put lifejacket over your head.
	F. Put on the hood.

## After MOOC-ing

### Speaking and Thinking •

**Task 1** Work in groups of three. Review the knowledge in MOOC 10.3.1 and introduce different types of personal life-saving appliances. The following language patterns in *Language Focus* can be useful.

#### Language Focus

Let's **start with...**

Then, let's **talk about** the second/third/last type of lifejackets.

On the lifejacket, we can find \_\_\_\_\_, **which is/are used to** \_\_\_\_\_.  
**which is/are designed to**

**Task 2** Work in groups of three. Review the knowledge in MOOC 10.3.1 and introduce how to wear different types of lifejackets. The following language patterns in *Language Focus* can be useful.

#### Language Focus

To wear the \_\_\_\_\_, **you may follow this instruction:**  
**you may follow these steps:**

**Task 3** The following is an inflatable lifejacket. Work in pairs and make up a dialogue introducing the devices on the lifejacket and how to wear it properly.



**A:** Hi, third officer. What is this type of the lifejacket?

**B:** This is an inflatable lifejacket.

**A:** What are the devices on it? Is this a tube?

**B:** Yes, this is an oral inflation tube. If you blow into it, the lifejacket can be inflated.

**A:** What's this?

**B:** ...

**A:** ...

**Task 4** Work in pairs. Ask each other the following questions.

1. What is the function of personal life-saving appliances?
2. What are the common types of personal life-saving appliances?
3. What are the devices on different types of lifejackets?
4. What are the colors of personal life-saving appliances?
5. Where can you find personal life-saving appliances on a ship?
6. How do you wear different kinds of lifejackets properly?
7. How many life-saving appliances is a ship usually equipped with?